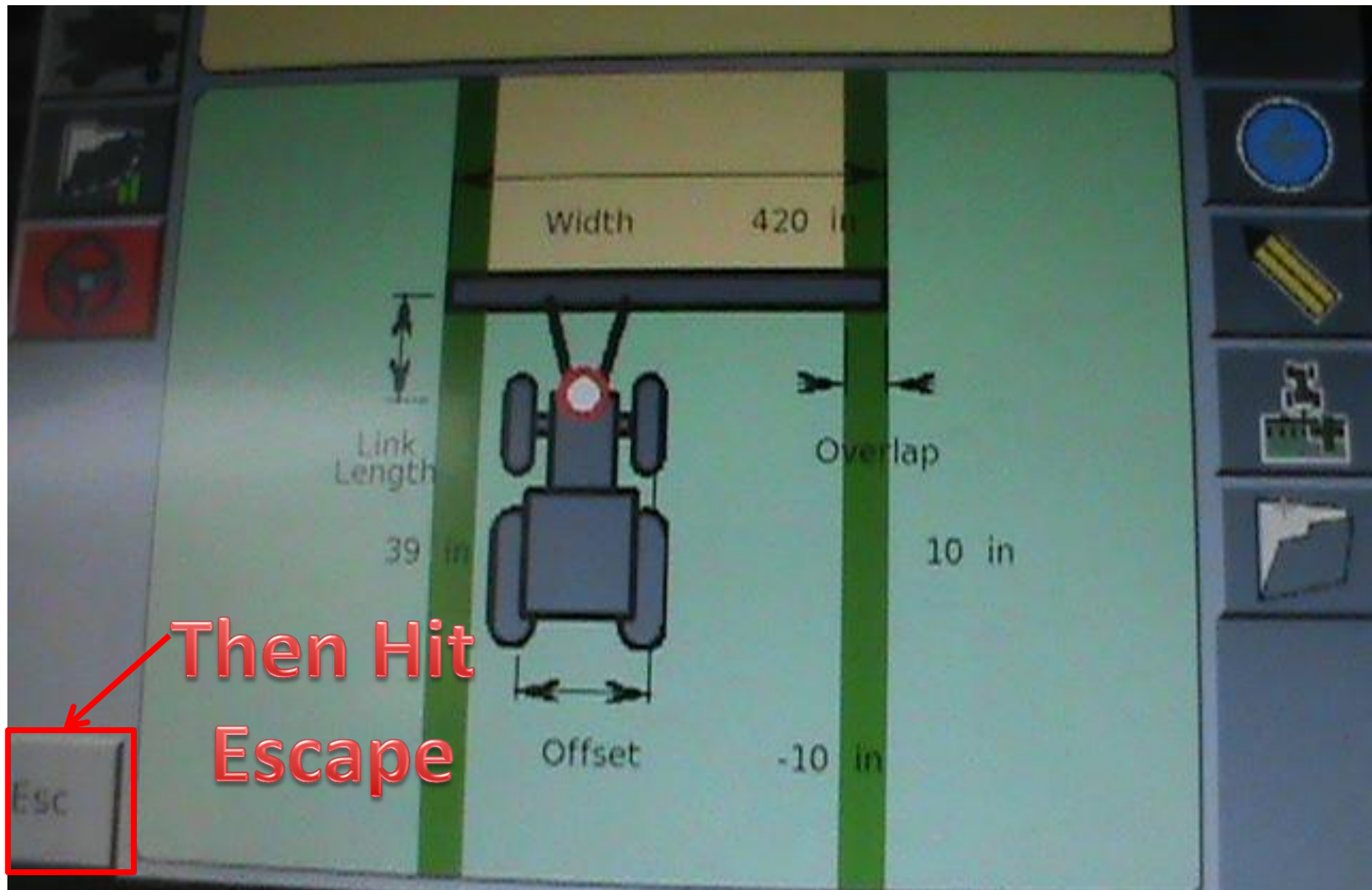


AG3000 Installation Setup Guide



Select Implement





Set Implement Dimensions

Select Steering Response



Set Steering Responses

Then Hit
Save



Line Acquisition Steering Response



50 %

Profile Default



Online Steering Response




50 %

Profile Default



Esc

Select System Settings



Wayline



Wayline:

Wayline-20130725-1433

Wayline Type:

A + B

Implement



Implement:

GRIL Implement

Width:

420 in

Overlap:

10 in

System Status



Select Correction Setup

Correction Setup



WAAS



Esc



Correction Setup



WAAS



Submeter



Choose from:
OmniSTAR(VBS)
WAAS



Autonomous and Automatic



Choose from:
Autonomous



Select WAAS

Then Hit Escape

Esc

Wayline



Wayline:

Wayline-20130725-1433

Wayline Type:

A + B

Implement



Implement:

GRIL Implement

Width:

420 in

Overlap:

10 in

System Status



Select Next Page

Corres



WAAS



Esc



Steering Response



GPS Drift Compensation



Basic / Advanced

User Mode: Advanced

Select Vehicle Profile

Vehicle



Profile:

S88 CARBIDE

Esc

Vehicle

588 CARBIDE

Create New Profile



Esc

Vehicle

S88 CARBIDE

Please select vehicle

Select file

Front Wheel

Rear Wheel

Tracked

Articulated

Windrower

-

Sprayer

Press ESC to cancel.

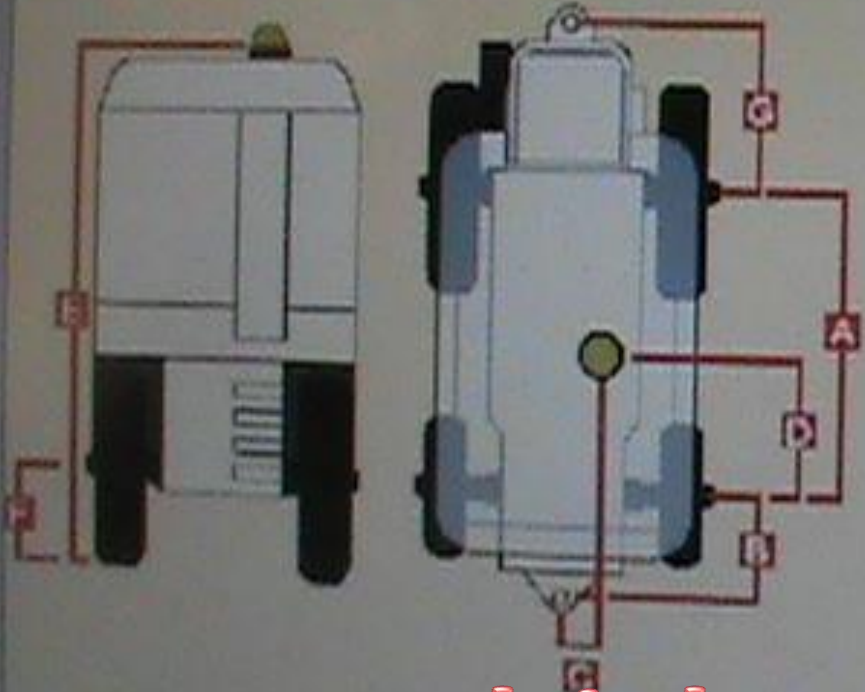
Select Rear Wheel
For Combines

Esc

Vehicle

Vehicle-20130917-1836

Name Vehicle



| | | |
|---|-----|----|
| A | 136 | in |
| B | -8 | in |
| C | 0 | in |
| D | 201 | in |
| E | 156 | in |
| F | 30 | in |
| G | 60 | in |



Insert Vehicle Parameters

Set Steering Parameters

Vehicle
Vehicle-20130917-1836

Steering Mode

Max Steer Angle

Deadband

Sensitivity

Mounting Bias Correction in



Set Antenna Parameters

Use External For Remote Antennas

Vehicle-20130917-1836

External



50

in

Antenna forward



0

in



180

in

Distance to ground



Esc


Vehicle

Vehicle-20130917-1836

Save Profile



External



50

in

Antenna forward



0

in



180

in

Distance to ground

Esc

Cycle Sub System Steering Power Switch




SA: 28 AGI

1055 - Steering controller
needs to be reset. Please
power down steering
controller or vehicle.

500 800
300 400





**Go To Task
Controller**

Then Select Task

Select Implement



TASK




Click Esc to Cancel

Esc

**DO NOT Create
New Implement**

Select Implement



NEW IMPLEMENT



SELECT IMPLEMENT



Esc



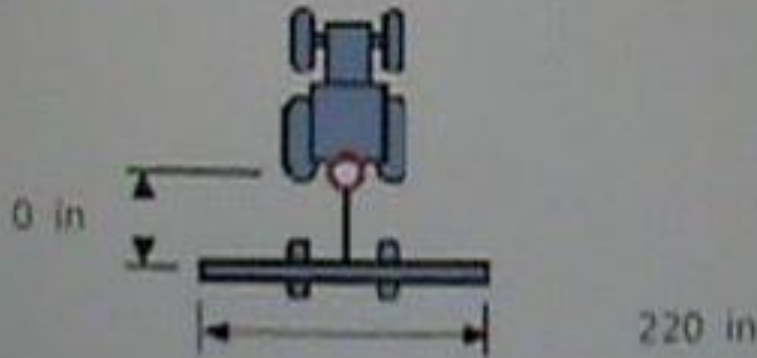
Select Implement



Name:

TruPath - AGI Guidance

DO NOT Select TruPath




Click Esc to Cancel

Esc

Select Terminal Interface

Combine - Combine Interface Card



(Make Sure Head Is Set in The Terminal)

Click Esc to Cancel

Esc

Save Changes

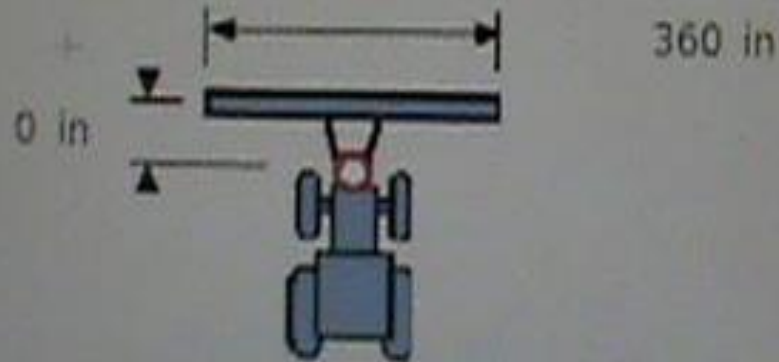


Select Implement



Name:

Combine - Combine Interface Card



Click Esc to Cancel

Esc

**AG3000 Setup
Is Now Complete
And Ready To Operate**

